



# Attachment Wizard

starting with CT v.1.21.10.4

Martin Reisinger, presenter

# What's New?

Attachment Wizard v1.21.10.4

**File**

Attachment Type

Accession  Inventory  Accession/Inventory Group  Order Request  Method

Crop  Crop Trait  Crop Trait Code  Taxonomy Family  Taxonomy Genus  Taxonomy Species

Save Save and Exit

View Existing Attachments Batch Files...

View

Large  Small  List  Tile  Details

Attachments

- MAR 1 RRG \*\*
  - AIA/Humulus/2125417/buckweeet.jpg
- MAR 5 RRG \*\*
  - AIA/Humulus/2125421/paper.pdf
  - https://npgsweb.ars-grin.gov/trac/GG/ticket/2356
  - http://grin-global.org/
  - AIA/Humulus/2125421/mar\_5\_rg\_03.jpg
  - AIA/Humulus/2125421/mar\_5\_rg\_flower\_01.jpg
  - AIA/Humulus/2125421/mar\_5\_rg\_flower\_02.jpg
  - AIA/Humulus/2125421/paper wth pictures.docx
- MAR 15 RRG \*\*
  - AIA/Humulus/2125442/Humulus\_lupulini.jpg
  - AIA/Humulus/2125442/fruit\_01.jpg
  - AIA/Humulus/2125442/doc\_xmple.pdf
  - AIA/Humulus/2125442/mar\_1\_2018-2019.jpg
  - AIA/Humulus/2125442/google world.jpg
  - AIA/Humulus/2125442/hum\_leaf.jpg
  - AIA/Humulus/2125442/ears.jpg
  - AIA/Humulus/2125442/paper.pdf
  - AIA/Humulus/2125442/paper.docx
- MAR 1 RRG SD
- MAR 1 RRG2022 SD
- MAR 1 RRG2 SD
- MAR 1 RRG3 SD

MAR 1 RRG \*\*

buckweeet.jpg

MAR 5 RRG \*\*

paper.pdf

https://npgsweb.ars-grin.gov/trac/GG/ticket/2356

http://grin-global.org/

mar\_5\_rg\_03.jpg

mar\_5\_rg\_flower\_01.jpg

mar\_5\_rg\_flower\_02.jpg

flower\_02.jpg

paper wth pictures.docx

Form View Grid View

# Do not use Taxonomy (NPGS)

Attachment Wizard v1.21.10.4

File

Attachment Type

Accession  Inventory  Accession/Inventory Group  Order Request  Method

Crop  Crop Trait  Crop Trait Code  Taxonomy Family  Taxonomy Genus  Taxonomy Species **do not use!**

View Existing Attachments

View  Large  Small  List  Tile  Details

Attachments

- MAR 1 RRG \*\*
  - AIA/Humulus/2125417/buckweet.jpg
- MAR 5 RRG \*\*
  - AIA/Humulus/2125421/paper.pdf
  - <https://npgsweb.ars-grin.gov/trac/GG>
  - <http://grin-global.org/>
  - AIA/Humulus/2125421/mar\_5\_rg\_03.jpg
  - AIA/Humulus/2125421/mar\_5\_rg\_flo.jpg
  - AIA/Humulus/2125421/mar\_5\_rg\_flo.jpg
  - AIA/Humulus/2125421/flower\_02.jpg
  - AIA/Humulus/2125421/paper wth pic.docx
- MAR 15 RRG \*\*
  - AIA/Humulus/2125442/Humulus\_lupu.jpg
  - AIA/Humulus/2125442/fruit\_01.jpg
  - AIA/Humulus/2125442/doc\_xmple.pdf
  - AIA/Humulus/2125442/mar\_1\_2018-2019.jpg
  - AIA/Humulus/2125442/google world.jpg
  - AIA/Humulus/2125442/hum\_leaf.jpg
  - AIA/Humulus/2125442/ears.jpg
  - AIA/Humulus/2125442/paper.pdf
  - AIA/Humulus/2125442/paper.docx
- MAR 1 RRG SD
- MAR 1 RRG2022 SD
- MAR 1 RRG2 SD
- MAR 1 RRG3 SD
- MAR 5 RRG SD

MAR 1 RRG \*\*  
buckweet.jpg

MAR 5 RRG \*\*  
paper.pdf <https://npgsweb.ars-grin.gov/trac/GG/ticket/2356>  
<http://grin-global.org/> mar\_5\_rg\_03.jpg  
mar\_5\_rg\_flower\_01.jpg mar\_5\_rg\_flower\_02.jpg  
flower\_02.jpg paper wth pictures.docx

Form View  Grid View

| Title | Description | Sort Order |
|-------|-------------|------------|
|       |             |            |


# What's New?

## View sizes option

The screenshot shows the 'Attachment Wizard v1.21.10.4' application window. The 'View' options are highlighted in a yellow box, showing radio buttons for 'Large', 'Small' (selected), 'List', 'Tile', and 'Details'. The interface also includes a 'File' menu, 'Attachment Type' options (Accession, Inventory, Accession/Inventory Group, Order Request, Method, Crop, Crop Trait, Crop Trait Code, Taxonomy Family, Taxonomy Genus, Taxonomy Species), and a list of attachments on the left pane. The main pane displays a grid of attachment thumbnails and their descriptions.

**Attachment List:**

| Attachment Type | File Name  | Description                                      |
|-----------------|--|--|
| Image           | buckweet.jpg                                     | buckweet.jpg                                     |
| PDF             | paper.pdf  | paper.pdf  |
| HTML            | https://npgsweb.ars-grin.gov/trac/GG/ticket/2356 | https://npgsweb.ars-grin.gov/trac/GG/ticket/2356 |
| HTML            | http://grin-global.org/                          | http://grin-global.org/                          |
| Image           | mar_5_rg_03.jpg                                  | mar_5_rg_03.jpg                                  |
| Image           | mar_5_rg_flower_01.jpg                           | mar_5_rg_flower_01.jpg                           |
| Image           | mar_5_rg_flower_02.jpg                           | mar_5_rg_flower_02.jpg                           |
| Image           | flower_02.jpg                                    | flower_02.jpg                                    |
| DOC             | paper with pictures.docx                         | paper with pictures.docx                         |



# Folder & File Naming Conventions – Important!

- The file name or the folder name of the folder containing the files to be attached
- ... is critically important, especially when using the Batch Method

# Stop!

Attachment Wizard v1.21.10.4

File

Attachment Type

Accession  Inventory  Accession/Inventory Group  Order Request  Method

Crop  Crop Trait  Crop Trait Code  Taxonomy Family  Taxonomy Genus  Taxonomy Species

View Existing Attachments

Attachments

-1

vaccinium.jpg

View

Large  Small  List  Tile  Details

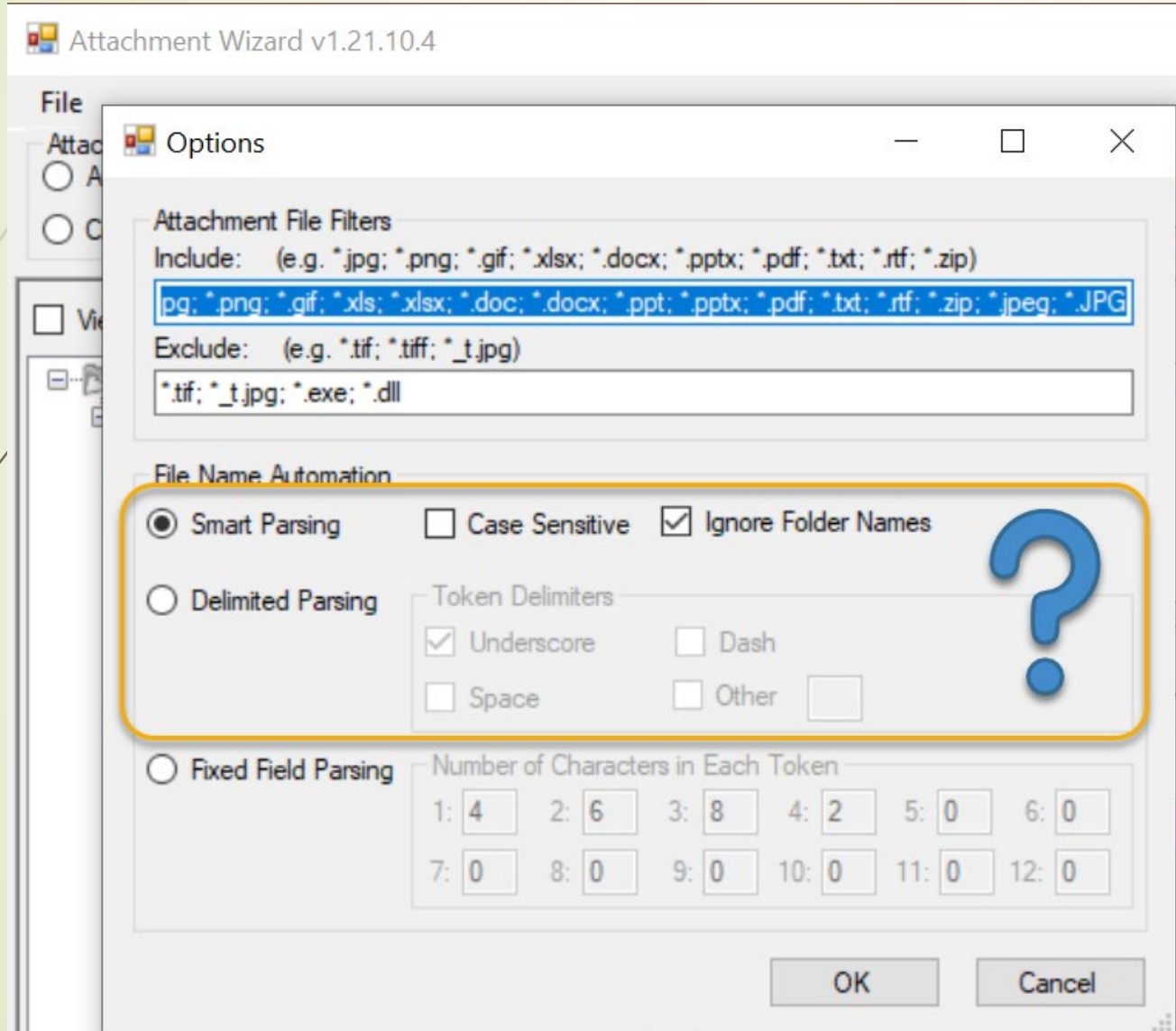
-1

vaccinium.jpg

Form View  Grid View

|   | Accession<br>Inventory<br>Attach ID | Accession | Inventory | Image Virtual<br>Path | Thumbnail<br>Virtual Path | Sort Order | Title |
|---|-------------------------------------|-----------|-----------|-----------------------|---------------------------|------------|-------|
| ▶ | -1                                  |           | -1        | C:\Users\Marty....    | C:\Users\Marty....        |            |       |

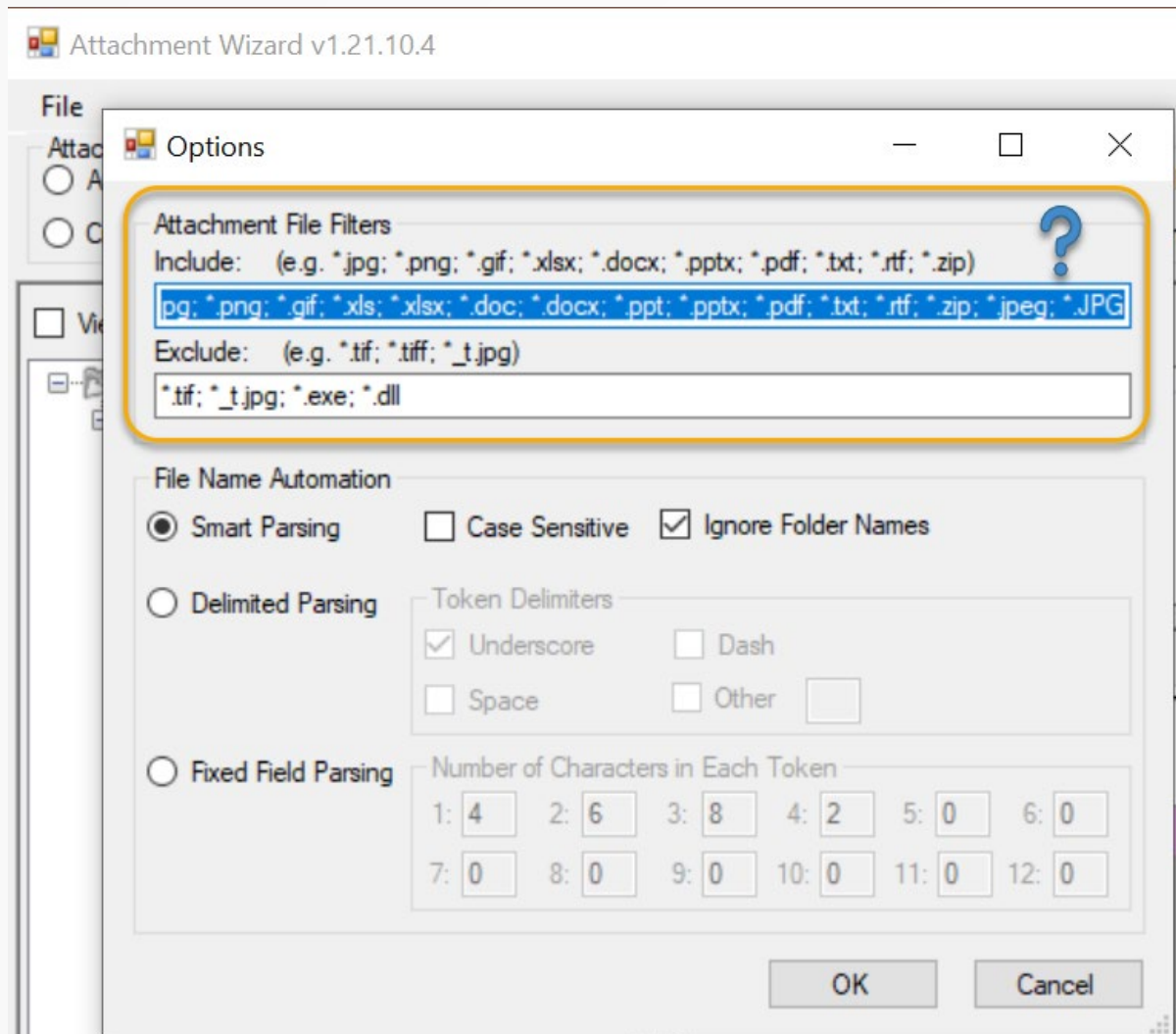
# Review Options



# Review Options

➤ Add extension type:

➤ ; \*.JPG







## 3 basic methods for attaching files

### 1. Drag files directly

from Windows Explorer to an item in a CT list

### 2. Drag files into the Attachment Wizard

(from Windows Explorer to an item in wizard)

### 3. Use the wizard's Batch Files method

(opens a Windows Explorer window)




Let's do it





# Demos





# References

- ▶ [Attachment Wizard Guide](#)